


ROCK


General: A range inspired by contemporary industrial design, the freedom to create a unique design. The chips within the surface further enhances the cement look, giving a richer and more harmonious design.

Applications: All commercial and residential applications for both floor and wall.


WHITE




SAND



GREY



DARK GREY



Origin: China

Availability: White | Sand | Grey | Dark Grey

600 x 600 x 9.5mm	Matt
600 x 1200 x 10.7mm	Matt / Lappato
600 x 300	Matt
300 x 300	Matt
600 x 600 x 20mm	Grip

Type: Full colour body floor & wall tiles

Appearance: Cement

Production: Pressed porcelain

Technical: Chemical, Stain, Scratch and Frost Resistant
Water Absorbtion <0.5%

Slip Resistance: Matt - P3
Grip - P5